



ICAR - Indian Agricultural Research Institute, New Delhi

(Indian Council of Agricultural Research)

Balance Sheet for the Financial Year 2017 – 18

Corpus Capital Fund and Liabilities

(In Rupees)

	<u>Current Year</u>	<u>Previous Year</u>
Capital Fund	3788050293.58	3840913159.98
Capital Reserves	0.00	0.00
Earmarked/Endowment Funds	8904738.26	8893298.18
Current Liabilities and Provision	1119057131.00	846475725.86
Total	4916012162.84	4696282184.02

Assets

Fixed Assets	2880280447.93	2910375161.99
Investments - Earmarked/Endowment Fund	0.00	0.00
Current Assets, Loans and Advances	2035731714.91	1785907022.03
Total	4916012162.84	4696282184.02


Comptroller
ICAR-IARI
संचल बिलग्रामी
लेखा नियंत्रक


Director



ICAR - Indian Agricultural Research Institute, New Delhi

आय एवम् व्यय का लेखा जोखा Income and Expenditure Account


अनुसूची	आय <u>Income</u>	वर्तमान वर्ष <u>Current Year</u>	गत वर्ष <u>Previous Year</u>
8. बिक्री एवं सेवाओं से प्राप्त आय	Income from Sales and Services	18400550.70	15857063.14
9. अनुदान एवम् परिदान	Grants and Subsidies	5300041982.37	4489454249.04
10. शुल्क एवम् अंशदान	Fees and Subscriptions	2553520.00	7685295.00
11. निवेश से प्राप्त आय	Income from Investments	0.00	0.00
12. रायल्टी एवम् प्रकाशन से प्राप्त आय	Income from Royalty and Publications	2080.00	60790.00
13. अर्जित ब्याज	Interest Earned	26534925.86	26783329.84
14. अन्य आय	Other Income	177915871.87	182364492.24
15. पूर्व समय अर्जित आय	Prior Period Income	0.00	0.00
	कुल आय	Total Income 5525448930.80	4722205219.26
	व्यय <u>Expenditure</u>		
16. स्थापना खर्च	Establishment Expenses	4023431939.00	2837947938.00
17. अनुसंधान एवम् परिचालन खर्च	Research and Operational Expenses	116091897.98	304061614.24
18. प्रशासनिक खर्च	Administrative Expenses	1007431690.89	1077302648.80
19. अनुदान एवम् परिदान	Grants and Subsidies	159587400.00	124665000.00
20. विविध खर्च	Misc. Expenses	200238295.50	207656206.00
21. पूर्व समय के खर्च	Prior Period Expenditure	0.00	0.00
22. स्थायी सम्पत्तियों पर हास	Depreciation on Fixed Assets	358405939.00	335691584.00
	कुल व्यय	Total Expenditure 5865187162.37	4887824991.04
पूजागत निधि का क शेष	Excess/Deficit of Income and Expenditure carried to Capital Fund	-339738231.57	-165119771.78


ICAR-IARI
संचल बिलग्रामी
लेखा नियंत्रक


Director
ICAR-IARI

Sub-Schedule to Schedule 4 giving details of Sponsored Projects/Schemes

Sr. No.	Name of Sponsored Projects/ Earmarked/ Endowment Funds	Opening Balance	Receipts during the year	Total Funds	Expenditure during the year		Total Expenditure	Refunds during the year	Closing Balance
					Capital Expenditure	Revenue Expenditure			
1	2	3	4	5 (3+4)	6	7	8 (6+7)	9	10(5-8-9)
5147	77-224, Training Programme.	0	76000	76000	0	0	0	0	76000.00
5148	77-243, Training Programme.	0	72900	72900	0	0	0	0	72900.00
5149	77-246, Training on Smart Agro Input Delivery Ap	0	29520	29520	0	0	0	0	29520.00
5150	78-85 EFFICACY OF TAKE OFFST FOR ENHAN	305460	0	305460	0	61200	61200	0	244260.00
5151	79-78 R.S. Indore Contract Research Project	1429071	0	1429071	0	453568	453568	0	975503.00
5152	79-75 Persistence of UPH 114b in soil water and	1343156	0	1343156	0	528241	528241	0	814915.00
5153	79-77Marker assisted transfer of Rht gene in whe	660712	1128274	1788986	0	829039	829039	0	969947.00
5154	77-98 SEED VILLAGE PROG.(Development and	0	50688	50688	0	50688	50688	0	0.00
5155	77-337 ATMA Training	140000	0	140000	0	139985	139985	0	15.00
Total		257511876	790613404	1048125281	174335246	434010553	608345799	5379984	434399497.72


 ICAR-IARI
 संयोजक, कृषि विज्ञान केंद्र
 रायचूर, तमिळुनाडु



ICAR - Indian Agricultural Research Institute, New Delhi

(Indian Council of Agricultural Research)


42

<u>Sl. No.</u>	<u>Government Grants</u>	<u>NAHEP</u>	<u>AP Cess</u>	<u>TOTAL</u>	<u>Previous Year</u>
1. Opening Balance B/F	167292152.06	0.00	686502.00	167978654.06	93000695.42
2. Add: Grants Received	5734413048.00	0.00	0.00	5734413048.00	4824860759.58
3. Less: Already Refunded Detailed given below)*	97240912.14	0.00	0.00	97240912.14	51068160.90
4. Less: Releases to ICAR Units	22009500.00	0.00	0.00	22009500.00	39460450.00
5. Total Grants (1+2+3+4)	5782454787.92	0.00	686502.00	5783141289.92	4827332844.10
6. Less: Grants Utilized for Capital Expenditure	241884510.19	0.00	0.00	241884510.19	171606939.00
7. Balance: (5-6)	5540570277.73	0.00	686502.00	5541256779.73	4655726005.10
8. Less: Grants Utilized under Grants-in-Aid -Salaries	1996855135.00	0.00	0.00	1996855135.00	1666996301.00
9. Less: Grants Utilized under Pension	2020188813.00	0.00	0.00	2020188813.00	1151851135.00
10. Less: Grants Utilized under Grants-in-Aid - General	1282998034.37	0.00	0.00	1282998034.37	1668899915.04
11. Total Revenue Expenditure (8+9+10)	5300041982.37	0.00	0.00	5300041982.37	4487747351.04
12. Balance : (7+11)	240528295.36	0.00	686502.00	241214797.36	167978654.06
13. Total: Capital + Revenue Expenditure (6+11)	5541926492.56	0.00	0.00	5541926492.56	4659354290.04
14. Balance ; Refundable to Council (5-13)	240528295.36	0.00	686502.00	241214797.36	167978554.06

Refund - Previous years : 42161319.36

Refund - Current Year : 39624029.00

Total : 81785348.36


S. K. BHATNAGAR
Comptroller
सचल बिलग्रामी
लेखा नियंत्रक



ICAR - Indian Agricultural Research Institute, New Delhi
(Indian Council of Agricultural Research)

Balance Sheet for the Financial Year 2018 – 19

Corpus Capital Fund and Liabilities

(In Rupees)

	<u>Current Year</u>	<u>Previous Year</u>
Capital Fund	4709901234.00 ✓	3788050294.00
Capital Reserves	0.00	0.00
Earmarked/Endowment Funds	8299145.00 ✓	8904738.00
Current Liabilities and Provision	1251736620.00 ✓	1119057131.00
Total	5969936999.00 ✓	4916012163.00

Assets

Fixed Assets	3330041090.00	2880280448.00
Investments - Earmarked/Endowment Fund	0.00	0.00
Current Assets, Loans and Advances	2639895909.00	2035731715.00
Total	5969936999.00 ✓	4916012163.00


Comptroller


Director



(Indian Council of Agricultural Research)

आय एवम् व्यय का लेखा जोखा Income and Expenditure Account

अनुसूची	आय <u>Income</u>	वर्तमान वर्ष <u>Current Year</u>	गत वर्ष <u>Previous Year</u>
8. बिक्री एवं सेवाओं से प्राप्त आय	Income from Sales and Services	22497420.00 ✓	18400550.70
9. अनुदान एवम् परिदान	Grants and Subsidies	6107042712.00 ✓	5300041982.37
10. शुल्क एवम् अंशदान	Fees and Subscriptions	5175900.00 ✓	2553520.00
11. निवेश से प्राप्त आय	Income from Investments	0.00	0.00
12. रायल्टी एवम् प्रकाशन से प्राप्त आय	Income from Royalty and Publications	0.00	2080.00
13. अर्जित ब्याज	Interest Earned	37358290.00 ✓	26534925.86
14. अन्य आय	Other Income	166774993.00 ✓	177915871.87
15. पूर्व समय अर्जित आय	Prior Period Income	0.00	0.00
	कुल आय	Total Income 6338849315.00 ✓	5525448930.80 ✓
	व्यय <u>Expenditure</u>		
16. स्थापना खर्च	Establishment Expenses	4289575574.00 ✓	4023431939.00
17. अनुसंधान एवम् परिचालन खर्च	Research and Operational Expenses	450445922.00 ✓	116091897.98
18. प्रशासनिक खर्च	Administrative Expenses	695775431.00 ✓	1007431690.89
19. अनुदान एवम् परिदान	Grants and Subsidies	202387958.00 ✓	159587400.00
20. विविध खर्च	Misc. Expenses	341507868.00 ✓	200238295.50
5. स्थायी सम्पत्तियों पर ह्रास	Depreciation on Fixed Assets	371141758.00 ✓	358405939.00
21. पूर्व समय के खर्च	Prior Period Expenditure	0.00	0.00
	कुल व्यय	Total Expenditure 6350834511.00 ✓	5865187162.37
पूजीगत निधि को के शेष	Excess/Deficit of Income and Expenditure carried to Capital Fund	-11985196.00 ✓	-339738231.57 ✓


Comptroller

Sr. No.	Name of Sponsored Projects/ Earmarked/ Endowment Funds	Opening Balance	Receipts during the year	Total Funds	Expenditure during the year		Total Expenditure	Re ceipt during the year	Closing Balance
					Capital Expenditure	Revenue Expenditure			
1	2	3	4	5 (3+4)	6	7	8 (6+7)	9	10(5-8-9)
1803	Training on "Developing Agribusiness skills among	5506	0	5506	0	0	0	0	5506.00
1836	Training on Hi-Tech Nursery Management	100495	0	100495	0	40249	40249	0	60246.00
5132	Training on Integrated Crop management practices	71403	0	71403	0	0	0	0	71403.00
1821	Training on Recent Innovations in management of	56133	0	56133	0	0	0	0	56133.00
1833	Training on Seed Law Enforcement	42	0	42	0	42	42	0	0.00
1837	Training on Seed Production and Quality Evaluatio	67172	845572	912744	0	706646	706646	0	206098.00
1802	Training programme at FLS	126643	0	126643	0	0	0	0	126643.00
1922	Validation of serological diagnostic reagents and kit	252480	496277	748757	0	742830	742830	0	5927.00
	Transferred to Schedule 4	426363022	513394457	748757	131761665	377065239	508826904	2793889	428136686.00
1283	24-403 DST/INSPIRE Fellowship/2013/262 dt. 29/7	64723	0	64723	0	84000	84000	0	-19277.00
1291	24-411 C.V.Raman Fellowship DST/INSPIRE Fello	640459	0	640459	0	723626	723626	0	-83167.00
1317	24-437 DST/INSPIRE/2012/PH-38 dt. 28/10/2013 I	-529434	0	-529434	0	0	0	0	-529434.00
1323	24-443 DST Fellowship DST/INSPIRE Fellowship/2	622874	0	622874	0	723626	723626	0	-100752.00
1434	24-553 No. DST/INT/JSPP/P - 222/2016 dated 25/	-27500	2838	-24662	0	0	0	0	-24662.00
1435	24-554No. INT/RUS/RFBR/P-198 dated 24/11/201	530726	8471	539197	0	590382	590382	0	-51185.00
1454	24-573 F.No.PDF/2016/003139 National Post Doct	43689	719384	763073	0	766360	766360	0	-3287.00
1552	76- Multi location supervised field trial on residue a	0	0	0	0	61801	61801	0	-61801.00
2001	78-105, Contract Service Project on evaluate indaz	1157519	0	1157519	0	1631385	1631385	0	-473866.00
2002	78-106, Contract Service Project on evaluate Propi	3851762	0	3851762	0	4062267	4062267	0	-210505.00
2012	78-116	0	0	0	0	293686	293686	0	-293686.00
2013	78-117	0	0	0	0	192420	192420	0	-192420.00
2015	78-119	0	0	0	0	382647	382647	0	-382647.00
2016	78-120	0	0	0	0	279992	279992	0	-279992.00
2017	78-121	0	0	0	0	475432	475432	0	-475432.00
2019	78-123	0	0	0	0	379040	379040	0	-379040.00
1935	Adoption, Impact and Constraint Analysis in Direct	205733	0	205733	0	206943	206943	0	-1210.00
1969	Evaluation of efficacy of sulphur and zincnutriti	112235	0	112235	0	118655	118655	0	-6420.00
1992	Marker assisted transfer of Rht gene in wheat varie	-538	0	-538	0	360133	360133	0	-360671.00
1909	Multi-location supervised field trial on residue and d	1114942	0	1114942	0	1212008	1212008	0	-97066.00
1987	To study the persistence and dissipation of Monocr	153044	0	153044	0	322119	322119	0	-169075.00
1910	To study the residue and dissipation of Flomicamid	348644	0	348644	0	353702	353702	0	-5058.00
1816	Training on Instrumentation Techniques for Analysi	-252402	0	-252402	0	0	0	0	-252402.00
	Transferred to Schedule 7 - Claims Receivable	8036476	730693	-252402	0	13220224	13220224	0	-4453055.00
	Total	434399498	514125150	948524648	131761665	390285463	522047128	2793889	423683631.00



ICAR - Indian Agricultural Research Institute, New Delhi

(Indian Council of Agricultural Research)

Sl. No.	Government Grants	NAHEP	AP Cess	TOTAL	Previous Year
1. Opening Balance B/F	240528295.00	0.00	686502.00	241214797.00	167978654.06
2. Add: Grants Received	7317194430.00	117787000.00	0.00	7434981430.00	5734413048.00
3. Less: Already Refunded Detailed given below)*	334531758.00	0.00	686502.00	335218260.00	97240912.14
4. Less: Releases to ICAR Units	33383691.00	0.00	0.00	33383691.00	22009500.00
5. Total Grants (1+2+3+4)	7189807276.00	117787000.00	0.00	7307594276.00	5783141289.92
6. Less: Grants Utilized for Capital Expenditure	922820998.00	15110166.00	0.00	937931164.00	241884510.19
7. Balance: (5-6)	6266986278.00	102676834.00	0.00	6369663112.00	5541256779.73
8. Less: Grants Utilized under Grants-in-Aid -Salaries	2248486421.00	0.00	0.00	2248486421.00	1996855135.00
9. Less: Grants Utilized under Pension	1931995618.00	0.00	0.00	1931995618.00	2020188813.00
10. Less: Grants Utilized under Grants-in-Aid - General	1806252911.00	26307762.00	0.00	1832560673.00	1282998034.37
11. Total Revenue Expenditure (8+9+10)	5986734950.00	26307762.00	0.00	6013042712.00	5300041982.37
12. Balance : (7+11)	280251328.00	76369072.00	0.00	356620400.00	241214797.36
13. Total: Capital + Revenue Expenditure (6+11)	6909555948.00	41417928.00	0.00	6950973876.00	5541926492.56
14. Balance ; Refundable to Council (5-13)	280251328.00	76369072.00	0.00	356620400.00	241214797.36

Break up of details of closing balance of Government Grants refundable to Council shown under Schedule 9-A

Particular	Current Year	Previous Year
<u>Break up of Refund</u>		
Refund Previous Year	280251328.00	0.00
Refund Current Year		
	<u>Total Refundable</u>	280251328.00
<u>Total Refunded</u>	334531758.00	

Comptroller



ICAR - Indian Agricultural Research Institute, New Delhi
(Indian Council of Agricultural Research)

Balance Sheet for the Financial Year 2019 – 20


Corpus Capital Fund and Liabilities

(In Rupees)

	<u>Current Year</u>	<u>Previous Year</u>
Capital Fund	5258992364.00	4709901234.00
Capital Reserves	0.00	0.00
Earmarked/Endowment Funds	13849088.00	8299145.00
Current Liabilities and Provision	1570951415.00	1251736620.00
Total	6843792867.00	5969936999.00

Assets

Fixed Assets	2958978739.00	3330041090.00
Investments - Earmarked/Endowment Fund	0.00	0.00
Current Assets, Loans and Advances	3884814128.00	2639895909.00
Total	6843792867.00	5969936999.00


Comptroller


Director



ICAR - Indian Agricultural Research Institute, New Delhi
(Indian Council of Agricultural Research)

आय एवम् व्यय का लेखा जोखा Income and Expenditure Account

अनुसूची	आय <u>Income</u>	वर्तमान वर्ष <u>Current Year</u>	गत वर्ष <u>Previous Year</u>
8. बिक्री एवं सेवाओं से प्राप्त आय	Income from Sales and Services	38512243.00	22497420.00
9. अनुदान एवम् परिदान	Grants and Subsidies	5947497311.00	6107042712.00
10. शुल्क एवम् अंशदान	Fees and Subscriptions	5133580.00	5175900.00
11. निवेश से प्राप्त आय	Income from Investments	0.00	0.00
12. रायल्टी एवम् प्रकाशन से प्राप्त आय	Income from Royalty and Publications	2210.00	0.00
13. अर्जित ब्याज	Interest Earned	72920076.00	37358290.00
14. अन्य आय	Other Income	384190093.00	166774993.00
15. पूर्व समय अर्जित आय	Prior Period Income	0.00	0.00
	कुल आय	Total Income 6448255513.00	6338849315.00
	व्यय <u>Expenditure</u>		
16. स्थापना खर्च	Establishment Expenses	4175280332.00	4289575574.00
17. अनुसंधान एवम् परिचालन खर्च	Research and Operational Expenses	520166681.00	450445922.00
18. प्रशासनिक खर्च	Administrative Expenses	907420073.00	695775431.00
19. अनुदान एवम् परिदान	Grants and Subsidies	200049358.00	202387958.00
20. विविध खर्च	Misc. Expenses	303349160.00	341507868.00
5. स्थायी सम्पत्तियों पर हास	Depreciation on Fixed Assets	426745643.00	371141758.00
21. पूर्व समय के खर्च	Prior Period Expenditure	0.00	0.00
	कुल व्यय	Total Expenditure 6533011247.00	6350834511.00
पूजीगत निधि को के शेष	Excess/Deficit of Income and Expenditure carried to Capital Fund	-84755734.00	-11985196.00

U. Vasam
Comptroller

Sr. No.	Name of Sponsored Projects/ Earmarked/ Endowment Funds	Opening Balance	Receipts duiring the year	Total Funds	Expenditure during the year		Total Expenditure	Refunds during the year	Closing Balance
					Capital Expenditure	Revenue Expenditure			
1	2	3	4	5 (3+4)	6	7	8 (6+7)	9	10(5-8-9)
1969	Evaluation of efficacy of sulphur and zincnutriti	-6420							
1983	79-96 Contract Service Project at R. S. Kamal	516086	0	-6420	0	0	0	0	-6420.00
1984	79-79 Nematology DR.UMA RAO(BIRAC)	189899	992901	1182800	0	588470	588470	0	-72384.00
1987	79-82 To study the persistence and dissipation of	-169075	0	-169075	501432	772001	1273433	0	-90633.00
1992	Marker assisted transfer of Rht gene in wheat varie	-360671	600884	240213	0	0	0	0	-169075.00
2001	78-105, Contract Service Project on evaluate Indaz	-473866	0	-473866	0	443341	443341	0	-203128.00
2002	78-106, Contract Service Project on evaluate Propi	-210505	0	-210505	0	0	0	0	-473866.00
2013	78-117	-192420	295000	102580	0	1708264	1708264	0	-1918769.00
2017	78-121	-475432	2237500	1762068	0	106890	106890	0	-4310.00
2020	78-124	0	637773	637773	0	1802221	1802221	0	-40153.00
2021	78-125	0	368000	368000	0	776229	776229	0	-138456.00
3506	24-625 Scaling breeding and agronomic managem	439766	932426	1372192	0	384182	384182	0	-16182.00
3538	24-657 F.No.ECR/2017/003178 dated 13/11/2018	1311617	0	1311617	475793	953018	1428811	0	-56619.00
3551	24-670 H.P.Council for Science, Technology & Env	562601	11647	574248	329238	1362943	1692181	0	-380564.00
3702	27-02	0	0	0	0	574649	574649	0	-401.00
5801	76-151	0	0	0	0	319895	319895	0	-319895.00
5802	76-152	0	0	0	0	50400	50400	0	-50400.00
Transferred to Schedule 7 - Claims Receivable		9128926	12597602	0	2962400	37396512	40358912	2052	-18634436.00
Total		423683631	687999992	1111683623	66351218	461949780	528300998	26867298	556515327.00

**INDIAN COUNCIL OF AGRICULTURAL RESEARCH
ANNUAL ACCOUNTS 2019-20**

SCHEDULE TO INCOME AND EXPENDITURE ACCOUNT

NO. 9B: INTERNAL RESOURCE GENERATION

(Amount in Rupees)

Sl.No.	Particulars	Internal Resources Generated during 2019-20	Additional amount provided by ICAR Hqrs. out of Council's share during 2019-20	Total	Previous Year
A	B	C	D	E (C+D)	F
1	Opening Balance B/F	157387450	5191000	162578450	147180439
2	Resources Generated at units / Received from Hqrs during 2019-20	373396053	0	373396053	238521829
3	Total available Resources : (1+2)	530783503	5191000	535974503	385702268
4	Less: Grants utilized for Capital Expenditure	0	0	0	
5	Balance: (3-4)	530783503	5191000	535974503	385702268
6	Less: Grants utilised under Grants-in-Aid-Salaries	0	0	0	94000000
7	Less: Grants utilised under Pension	0	0	0	
8	Less: Grants utilised under Grants-in-Aid-General	0	0	0	
9	Total : Revenue Expenditure (6+7+8)	0	0	0	94000000
10	Balance : (5 - 9)	530783503	5191000	535974503	291702268
11	Less: Expenditure on Loans & Advances	0	0	0	1450000
12	Balance: (10-11)	530783503	5191000	535974503	290252268
13	Total: Capital + Revenue + Loans & Adv. (4+9+11)	0	0	0	95450000
14	Less: Already refunded to Council	137903404	5191000	143094404	127673818
15	Balance: Refundable to Council (12-14)	392880099	0	392880099	162578450

A Finance & Accounts Officer



ICAR - Indian Agricultural Research Institute, New Delhi

(Indian Council of Agricultural Research)

Balance Sheet for the Financial Year 2020 – 21

Corpus Capital Fund and Liabilities

(In Rupees)

<u>Sch</u>	<u>Current Year</u>	<u>Previous Year</u>
1. Capital Fund	5193199261.00	5258992364.00
2. Capital Reserves	0.00	0.00
3. Earmarked/Endowment Funds	14382049.00	13849088.00
4. Current Liabilities and Provision	1076637267.10	1570951415.00
Total	6284218577.10	6843792867.00

Assets

5. Fixed Assets	2836979971.00	2958978739.00
6. Investments - Earmarked/Endowment Funds	0.00	0.00
7. Current Assets, Loans and Advances	3447238606.10	3884814128.00
Total	6284218577.10	6843792867.00

dt 21/11
Comptroller

3/11
Director



(Indian Council of Agricultural Research)

आय एवम् व्यय का लेखा जोखा Income and Expenditure Account

अनुसूची	आय <u>Income</u>	वर्तमान वर्ष <u>Current Year</u>	गत वर्ष <u>Previous Year</u>
8. बिक्री एवं सेवाओं से प्राप्त आय	Income from Sales and Services	16051946.00	38512243.00
9. अनुदान एवम् परिदान	Grants and Subsidies	5618895908.81	5947497311.00
10. शुल्क एवम् अंशदान	Fees and Subscriptions	19444.00	5133580.00
11. निवेश से प्राप्त आय	Income from Investments	0.00	0.00
12. रायल्टी एवम् प्रकाशन से प्राप्त आय	Income from Royalty and Publications	16410.00	2210.00
13. अर्जित ब्याज	Interest Earned	40989622.63	72920076.00
14. अन्य आय	Other Income	295389292.09	384190093.00
15. पूर्व समय अर्जित आय	Prior Period Income	0.00	0.00
	कुल आय	Total Income 5971362623.53	6448255513.00
	व्यय Expenditure		
16. स्थापना खर्चे	Establishment Expenses	3923318982.00	4175280332.00
17. अनुसंधान एवम् परिचालन खर्चे	Research and Operational Expenses	463353864.54	520166681.00
18. प्रशासनिक खर्चे	Administrative Expenses	619168885.77	907420073.00
19. अनुदान एवम् परिदान	Grants and Subsidies	171658152.00	200049358.00
20. विविध खर्चे	Misc. Expenses	349642912.08	303349160.00
5. स्थायी सम्पत्तियों पर हास	Depreciation on Fixed Assets	386020289.60	426745643.00
21. पूर्व समय के खर्चे	Prior Period Expenditure	0.00	0.00
	कुल व्यय	Total Expenditure 5913163085.99	6533011247.00
पूँजीगत निधि को के शेष	Excess/Deficit of Income and Expenditure carried to Capital Fund	58199537.54	-84755734.00

वर्तमान
Comptroller

6/11

Sub-Schedule to Schedule 4 giving details of Sponsored Projects/Schemes

Sr. No.	Name of Sponsored Projects/ Earmarked/ Endowment Funds	Opening Balance	Receipts during the year	Total Funds	Expenditure during the year		Total Expenditure	Refunds during the year	Closing Balance
					Capital Expenditure	Revenue Expenditure			
1	2	3	4	5 (3+4)	6	7	8 (6+7)	9	10(5-8-9)
5748		0	519601	519601	0	96500	96500	0	423101.00
5749	79-129 Use of Flyash in agricultureenvionmenta	0	572865	572865	0	0	0	0	572865.00
5801	76-151	-50400	85949	35549	0	0	0	0	35549.00
5802	76-152 Designing an IARI Technology Based Wast	-50400	103840	53440	0	24000	24000	0	29440.00
5803	76-153 Dr Ravinder Kaur, WTC Funding Agency R.	462104	0	462104	0	393108	393108	0	68996.00
5804	76-154 consultancy project Designing an IARI Tech	486439	0	486439	0	0	0	0	486439.00
5805	76-155 "Evaluation of Forecasting Agricultural Outp	74332	0	74332	0	0	0	0	74332.00
5809	76-159 Consutancy Project Audit of tree plantation	0	212990	212990	0	0	0	0	212990.00
	Transferred to Schedule 4	557778012	574328821	1132106833	22808211	651881151	674689362	6355099	451062371.60
1174	24-309 SERB molecular characterization of phyto (-532	0	-532	0	0	0	0	-532.00
1291	24-411 C.V.Raman Fellowship DST/INSPIRE Fello	-83167	0	-83167	0	0	0	0	-83167.00
1317	24-437 DST/INSPIRE/2012/PH-38 dt. 28/10/2013 I	-530204	0	-530204	0	0	0	0	-530204.00
1323	24-443 DST Fellowship DST/INSPIRE Fellowship/2	-100752	0	-100752	0	0	0	0	-100752.00
1342	24-462 No.5-39/2013-CS-FFC Improvement of aro	-78853	49628	-29225	0	0	0	0	-29225.00
1420	24-539 No. BT/IN/UK-VNC/43/KV/2015-16 dated 0	-108415	0	-108415	192717	0	192717	0	-301132.30
1424	24-543 No. BT/PR10916/AGII/106/942/2014 dated	79634	0	79634	0	95900	95900	0	-16266.00
1434	24-553 No. DST/INT/JSPS/P - 222/2016 dated 25/	-24662	0	-24662	0	0	0	0	-24662.00
1435	24-554No. INT/RUS/RFBR/P-198 dated 24/11/201	-51185	0	-51185	0	0	0	0	-51185.00
1437	24-556 No. DBT-NER/ AGRI/29/2015 dated 19/10/	-92807	0	-92807	0	0	0	0	-92807.00
1455	24-574 F.No. ECR/2016/001155 dated 14/3/17 Mar	64280	0	64280	18066	78116	96182	0	-31902.12
1816	77-334 Training on Instrumentation Techniques for	-252402	0	-252402	0	0	0	0	-252402.00
1983	79-78 (79-96) Contract Service Project at R. S. Ind	-72384	0	-72384	0	497237	497237	0	-569621.00
1987	79-82 To study the persistence and dissipation of	-169075	0	-169075	0	0	0	0	-169075.00
3093	12-133 CRP on Biofortification in selected Crops (0	0	0	0	45486	45486	0	-45486.00
3506	24-625 Scaling breeding and agronomic managem	-56619	973260	916641	219900	722651	942551	0	-25910.00
3572	24-691 Molecular mapping of heat tolerance in lent	7513	-56586	-49073	0	0	0	0	-49073.00
3578	24-697 Electrochemical sensing of Aflatoxin B1 in g	104318	0	104318	0	112000	112000	0	-7682.00
3644	24-763 Expression of Int. to manage the 9th sessi	0	0	0	0	244988	244988	0	-244988.00
5139	79-111, Bio-efficacy study of APN+DFZ 200 SC, Br	102627	63705	166332	0	191400	191400	0	-25068.00
	Transferred to Schedule 7 - Claims Receivable	-1262685	1030007	-232678	430683	1987778	2418461	0	-2651139.42
	Total	556515327	575358828	1131874155	23238894	653868929	677107824	6355099	448411232.18

**INDIAN COUNCIL OF AGRICULTURAL RESEARCH
ANNUAL ACCOUNTS 2020-21**

**SCHEDULE TO INCOME AND EXPENDITURE ACCOUNT
No. 9A:GRANTS/SUBSIDIES**

Sl.No.	Particulars	Current Year			Previous Year
		Govt. Grant	NAHEP	Total	Total
1	Opening Balance B/F	360500829.00	55454526.00	415955355.00	356620400.00
2	Add: Grant received	6225397768.60	43262038.00	6268659806.60	6999167034.00
3	Less: Already Refunded *	84624457.00	1618497.00	86242954.00	16018753.00
4	Less : Grants lapsed in TSA	29525200.00		29525200.00	
5	Less: Release to ICAR Units	110055924.00		110055924.00	37076205.00
6	Total Grants : (1+2-3-4-5)	6361693016.60	97098067.00	6458791083.60	7302692476.00
7	Less:Grant Utilized for Capital Expenditure	492685748.29	22017219.14	514702967.43	939239810.00
8	Balance : (6-7)	5869007268.31	75080847.86	5944088116.17	6363452666.00
9	Less: Grants utilised under Grants-in-Aid-Salaries	2190618681.00	1110000.00	2191728681.00	2223110829.00
10	Less: Grants utilised under Pension	1890230329.00		1890230329.00	1936023117.00
11	Less: Grants utilised under Grants-in-Aid-General	1510133032.20	26803866.61	1536936898.81	1788363365.00
12	Total : Revenue Expenditure (9+10+11)	5590982042.20	27913866.61	5618895908.81	5947497311.00
13	Balance : (8-12)	278025226.11	47166981.25	325192207.36	415955355.00
14	Total : Capital + Revenue Expenditure (7+12)	6083667790.49	49931085.75	6133598876.24	6886737121.00
15	Balance : Refundable to Government (6-14)	278025226.11	47166981.25	325192207.36	415955355.00

(Amount in Rupees)

Details of Refunds	Govt. Grant
a) Refunds pertaining to previous year(s) as in Opening Balance	44007242.00
b) Refund pertaining to Current FY 2020-21	70142415.00
Total Refunds (a+b) as per row 3 above	114149657.00

दत्त

Comptroller

GA

INDIAN COUNCIL OF AGRICULTURAL RESEARCH
CONSOLIDATED ANNUAL ACCOUNTS 2021-22

BALANCE SHEET AS ON 31ST MARCH 2022

(Amount in Rupees)

Corpus/Capital Fund & Liabilities			
	Schedule	Current Year	Previous Year
Capital Fund	1	5594884035	5193199261
Reserves	2	0	0
Earmarked/Endowment Fund	3	17967523	14382049
Current Liabilities & Provisions	4	1372369504	1076637267
Total		6985221062	6284218577
Assets			
Fixed Assets	5	3702015721	2836979971
Investments – Earmarked/Endowment Funds	6	0	0
Current Assets, Loans & Advances	7	3283205341	3447238606
Total		6985221062	6284218577
Significant Accounting Policies	22	0	
Contingent Liabilities & Notes to Accounts	23		

AKKAR
Director

श्रीधर
Comptroller/ Sr. Finance & Accounts Officer

sum 17/2

INDIAN COUNCIL OF AGRICULTURAL RESEARCH
CONSOLIDATED ANNUAL ACCOUNTS 2021-22

INCOME & EXPENDITURE ACCOUNT FOR THE YEAR ENDED 31ST MARCH 2022

(Amount in Rupees)

A. Income	Schedule	Current Year	Previous Year
Income from Sales/Service	8	39210122	16051946
Grants in aid/subsidies	9	6344934283	5618895909
Fees/Subscriptions	10	17500	19444
Income from Investments	11		0
Income from Royalty, Publications	12	17360	16410
Interest earned	13	18337298	40989623
Other Income	14	243036166	295389292
Prior Period Income	15	0	0
Total (A)		6645552729	5971362624
B. Expenditure			
Establishment expenses	16	4815272177	3923318982
Research & Operational Expenses	17	483175272	463353865
Administrative expenses	18	645823584	619168886
Grants and subsidies	19	155495856	171658152
Miscellaneous expenses	20	482048515	349642912
Depreciation	5	435661760	386020290
Prior period expenditure	21	0	0
Total (B)		7017477164	5913163086
Balance being surplus/(Deficit) carried to corpus/Capital Fund		-371924435	58199538

1983	79-96 Contract Service Project at R. S. Karnal	-569621	0	-569621	0	68343	68343	0	-637964
1987	79-82 To study the persistence and dissipation of	-169075	0	-169075	0	0	0	0	-169075
2010	78-114 "Evaluation of oil based bio-formulation	135556	0	135556	0	147556	147556	0	-12000
2018	14-01, ICAR SRF/JRF Fellowship	0	0	0	0	57200	57200	0	-57200
2251		0	0	0	0	94054	94054	0	-94054
3055	21-47 IRA Project-III: Biological Nitrogen Fixation	0	0	0	0	90880	90880	0	-90880
3093	12-133 CRP on Biofortification in selected Crops	-45486	0	-45486	0	0	0	0	-45486
3205	12-188 A study of skill gaps in agricultural	0	0	0	0	368160	368160	0	-368160
3262	24-681. external funded scheme	0	0	0	0	55840	55840	0	-55840
3502	24-621 F.No. EEQ/2017/000221 dated 17/03/2018	445108	0	445108	0	445108	445108	0	0
3506	24-625 Scaling breeding and agronomic	-25910	0	-25910	0	0	0	0	-25910
3565	24-684 CAB International UK	34791	0	34791	80945	-38900	42045	0	-7254
3637	24-756 Development of DUS Test Guidelines for	702138	0	702138	0	715749	715749	0	-13611
3644	24-763 Expression of Interest to manage the 9th	-244988	0	-244988	0	0	0	0	-244988
3656	24-775 DBT RA Prog. To DR Kannikka Behl under	0	743579	743579	0	749642	749642	0	-6063
3801	28-01 Scholarship science of Uzbekistan	137788	0	137788	0	355038	355038	12905	-230155
4201	78-135 Efficacy of Isopyrazam	427962	0	427962	257007	293284	550291	0	-122329
4220	78-154 M/S Bayer Crop Science Ltd.	0	0	0	0	1124706	1124706	0	-1124706
4225	78-159 M/S Godrej Agrovet Limited	0	472000	472000	0	503664	503664	0	-31664
4226	78-160 Pomegranate & Chili	0	0	0	0	1512324	1512324	0	-1512324
5094	24-522 Marker assisted pyramding of APR...	0	0	0	0	5094	5094	0	-5094
5139	79-111, Bio-efficacy study of APN+DFZ 200 SC,	-25068	0	-25068	0	0	0	0	-25068
5185	77-420 conducting training on water conservation	0	38000	38000	0	40016	40016	0	-2016
5735	79-135, Yara fertilizer India Pvt. Ltd.	0	0	0	0	131566	131566	0	-131566
	Transferred to Schedule 7 - Claims Receivable	1743500	2350503	4094003	337952	11998451	12336403	128643	-8371043
Total		448411232	1393402921 ✓	1841814153	58233100	1191104508	1249337608	5074411	587402134

Handwritten signature


**INDIAN COUNCIL OF AGRICULTURAL RESEARCH
ANNUAL ACCOUNTS 2021-22**

**SCHEDULE TO INCOME AND EXPENDITURE ACCOUNT
No. 9A:GRANTS/SUBSIDIES**

Sl.No.	Particulars	Current Year			Previous Year		
		Govt. Grant	NAHEP	Total	Govt. Grant	NAHEP	Total
		278025226	47166981	325192207	360500829	55454526	415955355
1	Opening Balance B/F						
2	Add: Grant received	7333444938		7333444938	6225397769	43262038	6268659807
3	Less: Already Refunded *	32259258		32259258	84624457	1618497	86242954
4	Less : Grants lapsed in TSA	70759933		70759933	29525200		29525200
	(i) GIA-Capital	10409903		10409903	110055924		110055924
	(ii) GIA-General	58708000		58708000			
	(iii) GIA-Salaries	1642030		1642030			
	(iv) GIA-Pension						
5	Less: Release to ICAR Units	57650000		57650000			
6	Total Grants : (1+2-3-4-5)	7450800973	47166981	7487558051	6361693017	97098067	6458791084
7	Less:Grant Utilized for Capital Expenditure	871579103	2552753	874131856	492685748.3	22017219.14	514702967.4
8	Balance : (6-7)	6579221870	44614228	6623836098	5869007268	75080848	5944088116
9	Less: Grants utilised under Grants-in-Aid-Salaries	2438808566		2438808566	2190618681	1110000	2191728681
10	Less: Grants utilised under Pension	2218741611		2218741611	1890230329		1890230329
11	Less: Grants utilised under Grants-in-Aid-General	1680141858	7242248	1687384106	1510133032	26803867	1536936899
12	Total : Revenue Expenditure (9+10+11)	6337692035	7242248	6344934283	5590982042	27913867	5618895909
13	Balance : (8-12)	241529835	37371980	278901815	278025226	47166981	325192207
14	Total : Capital + Revenue Expenditure (7+12)	7209271138	9795001	7219066139	6083667790	49931086	6133598876
15	Balance : Refundable to Government (6-14)	241529835	37371980	268491912	278025226	47166981	325192207
					Total Grant (c/f)		

(Amount in Rupees)

Details of Refunds	Govt. Grant
a) Refunds pertaining to previous year(s) as in Opening Balance	32259258
b) Refund pertaining to Current FY 2021-22	
Total Refunds (a+b) as per row 3 above	32259258


 Comptroller/
 Sr. Finance & Accounts Office